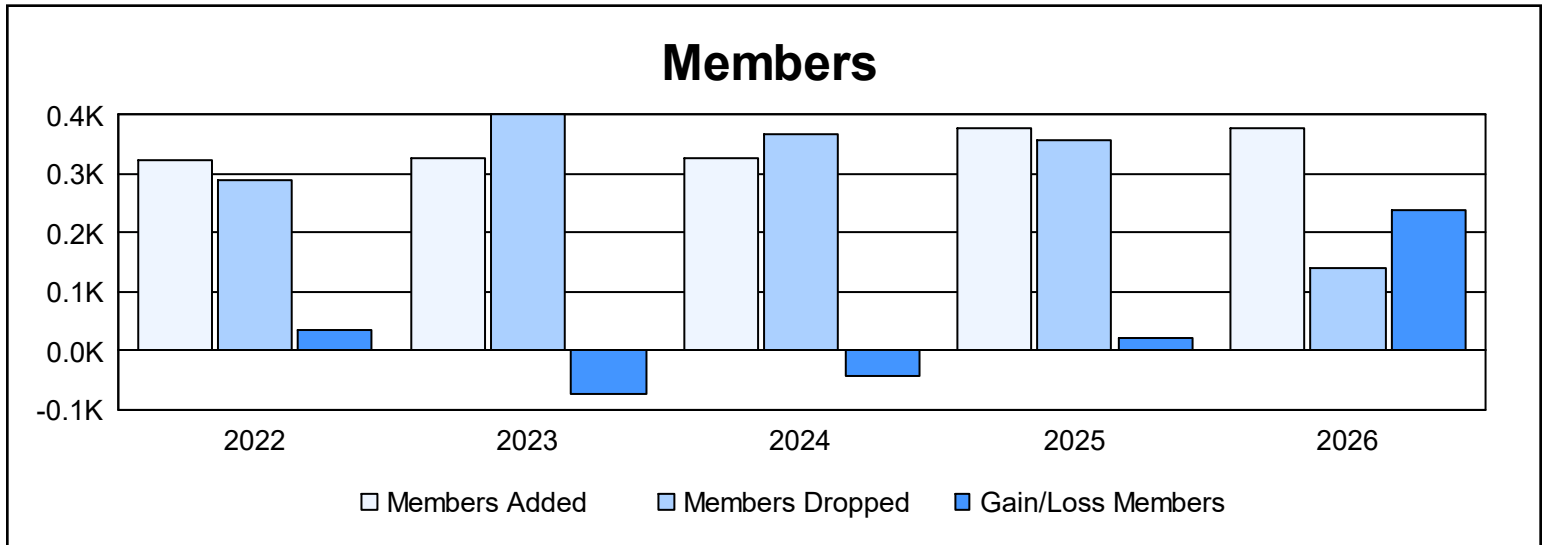
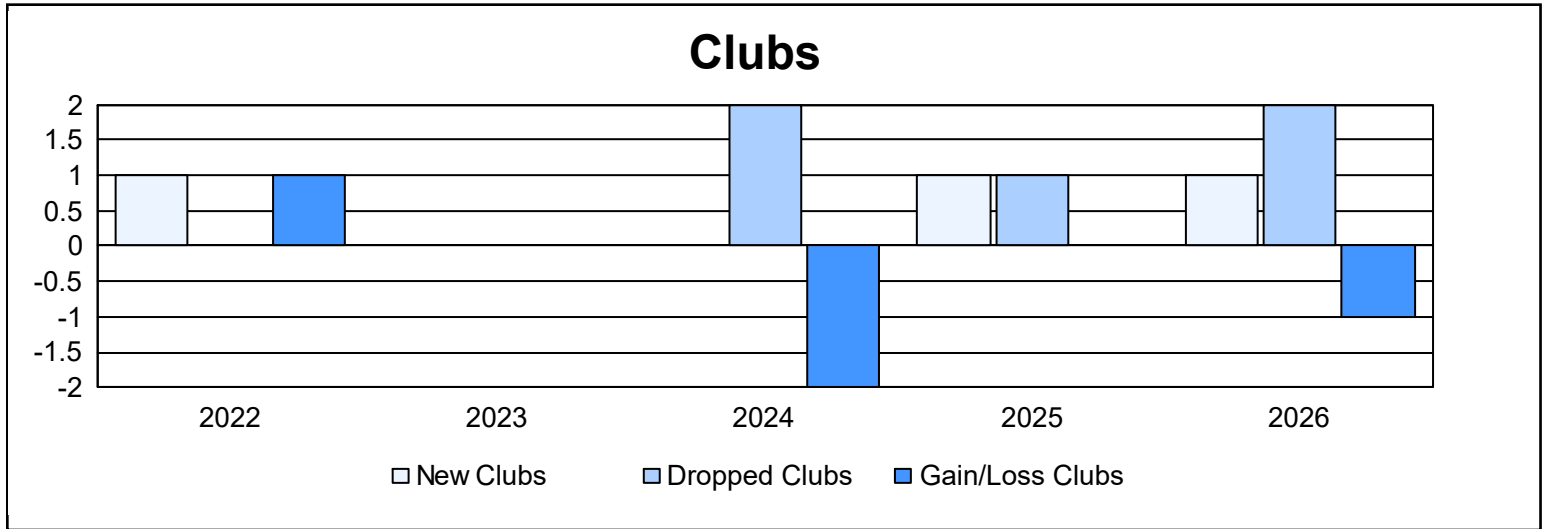
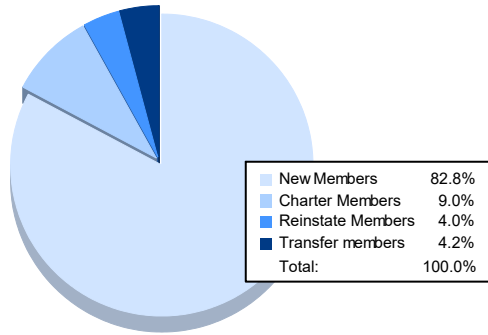


Year	New Clubs	Dropped Clubs	Gain/Loss Clubs	New Members	Charter Members	Reinstate Members	Transfer Members	Total Member Added	Total Members Dropped	Gain/Loss Members
2021-2022	1	0	1	249	44	24	6	323	289	34
2022-2023	0	0	0	299	5	15	9	328	400	-72
2023-2024	0	2	-2	291	5	17	13	326	368	-42
2024-2025	1	1	0	315	35	10	19	379	357	22
2025-2026	1	2	-1	314	34	15	16	379	139	240
<b>Average</b>	<b>1</b>	<b>1</b>	<b>0</b>	<b>294</b>	<b>25</b>	<b>16</b>	<b>13</b>	<b>347</b>	<b>311</b>	<b>36</b>



### Membership Composition April 2026 Cumulative



### Gender Composition April 2026 Cumulative

